

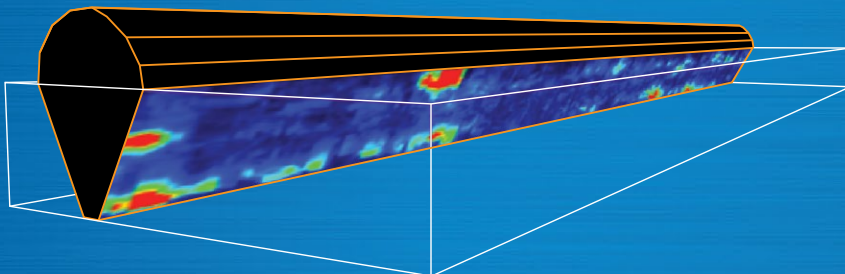
THE ULTIMATE TFM ULTRASONIC FLAW DETECTOR

A1525 SOLO



Flaw Visualization by INTROVIEW® Software

- 3D imaging of UT data
- B, C & D projection images with quantitative flaw evaluation
- Versatile reporting capability




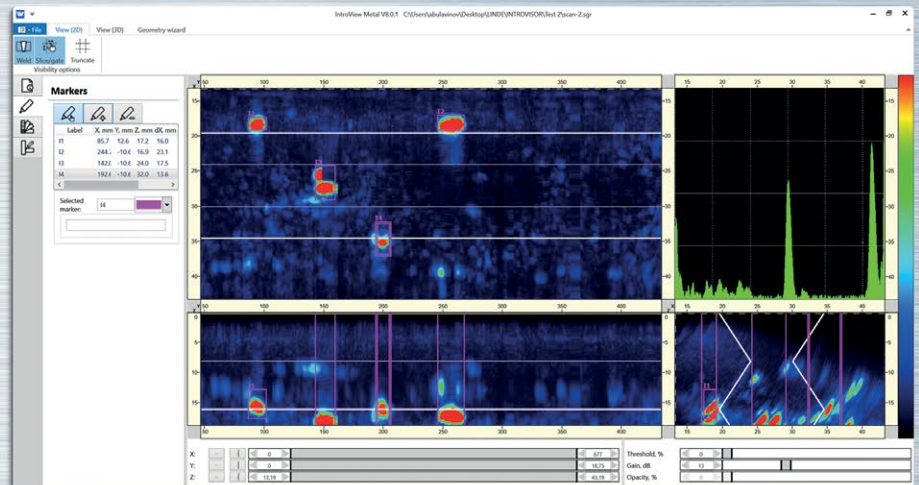
- World's smallest and lightest phased array instrument
- Total Focusing Method using Multi-SAFT technology
- Semiautomatic sensitivity calibration by standard calibration blocks
- B, C & D-Scan imaging capability
- Conventional A-Scan view in single channel flaw detector mode and phased array mode

Special features:

- Multi-SAFT technology / multiple reflection reconstruction for accurate flaw visualization and analysis
- Easy-to-use operation due to semiautomatic sensitivity calibration with standard calibration blocks
- 2D spatial sensitivity adjustment to find and evaluate small flaws according to common codes and size flaws and position correctly to the surface of the test piece
- Novel micro-wedge transducer technology with zero multiple wedge reflections and artifact-free imaging

Specification:

Phased Array data processing technique	Total Focusing Method
Number of array elements / channels	16
Operation frequencies	1,0; 1,8; 2,5; 4,0; 5,0; 7,5; 10,0 MHz
Dynamic range	100 dB
Display resolution / type	640 x 480 / TFT
Operation time with battery, not less than	6 h
Dimensions of the electronic unit	260 x 157 x 43 mm
Weight of the electronic unit	0,8 kg
Operation temperature	from -10 to +55 °C



Delivery kit:

- A1525 Solo – TFM – phased array flaw detector
- Antenna array M9065 (4 MHz shear wave, pitch 2.5 mm)
- Antenna array M9170 (4 MHz shear wave, pitch 1.6 mm)
- Net adaptor with cable 110/220V-15V / USB A – Micro B cable
- Ultrasonic couplant, bottle 4 oz.
- Hard case M20 / Soft cover D12

3D INTROVIEW® Software

- Weld configuration wizard for common weld preparations
- 2D-View modes: B, C & D-Scan / Cutting plane, gated volume
- Synchronized 2D cursors for interactive flaw sizing
- 3D-View modes: ISO-Surface Texture Mapping Maximum Intensity Projection